

# Ocean Diorama Action Pack



Free Printable Ocean Creatures  
Coloring Pages and  
Underwater Backgrounds



You will find full instructions for how to make an ocean diorama on this page on my website:

[www.homeschool-activities.com/ocean-diorama.html](http://www.homeschool-activities.com/ocean-diorama.html)

Once you have prepared your cardboard box, use these photos to:

1. Create an underwater background. You can stick the photos to the sides and bottom of the box.
2. Add ocean creatures to your scene – try cutting them out and dangling them from the roof of your box – you may need to stick the drawings on light card (a cereal packet works well).
3. I have given you ocean creatures to color in – always fun!

Hints:

- We didn't worry too much about which species we included in our diorama!
- It is good to use a variety of sizes and hang the animals from different heights.
- You may have to print the pictures larger or smaller depending on which box you choose.



## Backgrounds



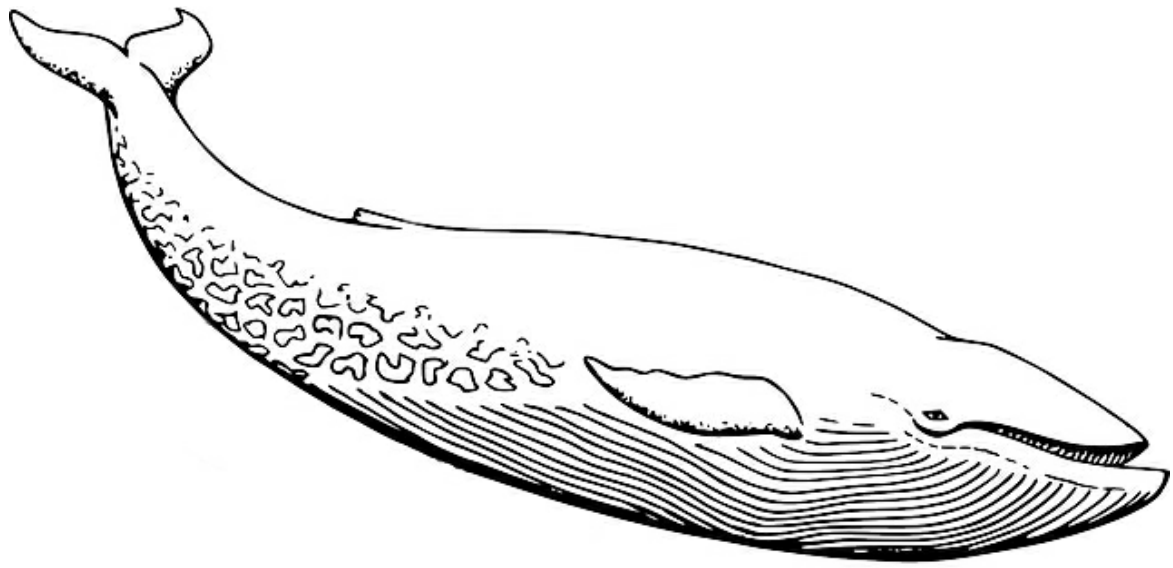









Hint: Blue is a great color for the background.  
Shiny blue holographic paper works well.



# Ocean Creatures to Color







If you don't want to color your own animals, print the ones on the following pages and dangle them from your lid! You can also use these to decorate the outside of your box.



**Beautiful ocean creatures**



[www.homeschool-activities.com](http://www.homeschool-activities.com)





As one of the few second generation homeschooling families with a son now going to Oxford University, I am sharing the best homeschool activities where learning is fun.

I also run a free [on-line Courageous Homeschooling course](#) to help us value the true worth of homeschooling.

My popular website [homeschool-activities.com](http://homeschool-activities.com) has lots of ideas and activities, as well as a [free monthly newsletter](#).

You can also find me on [facebook](#), in the special [Facebook Courageous Support Group](#) where we share the ups and downs of our homeschooling days, on [pinterest](#) and [google+](#).

*Best wishes and happy homeschooling  
Sonya*