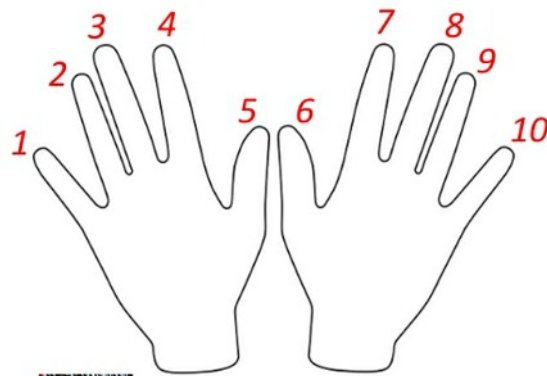


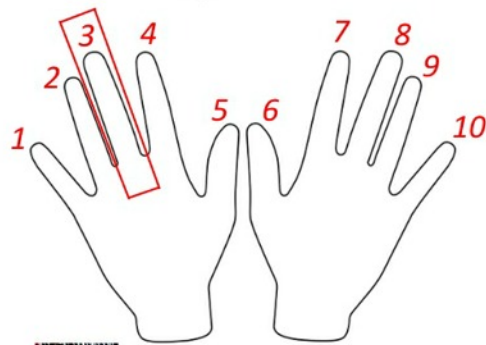
EASY
Nine Times Tables Tip



homeschool-activities.com

Give each finger a number value.

Pick the finger you want
to multiply by 9
e.g. 3×9



homeschool-activities.com

Fold down the finger you want to multiply by nine.
So fold down finger 3 if you want to multiply 3×9 .
The fingers still sticking out on your left are the tens.
The fingers still sticking out on your right are the units.



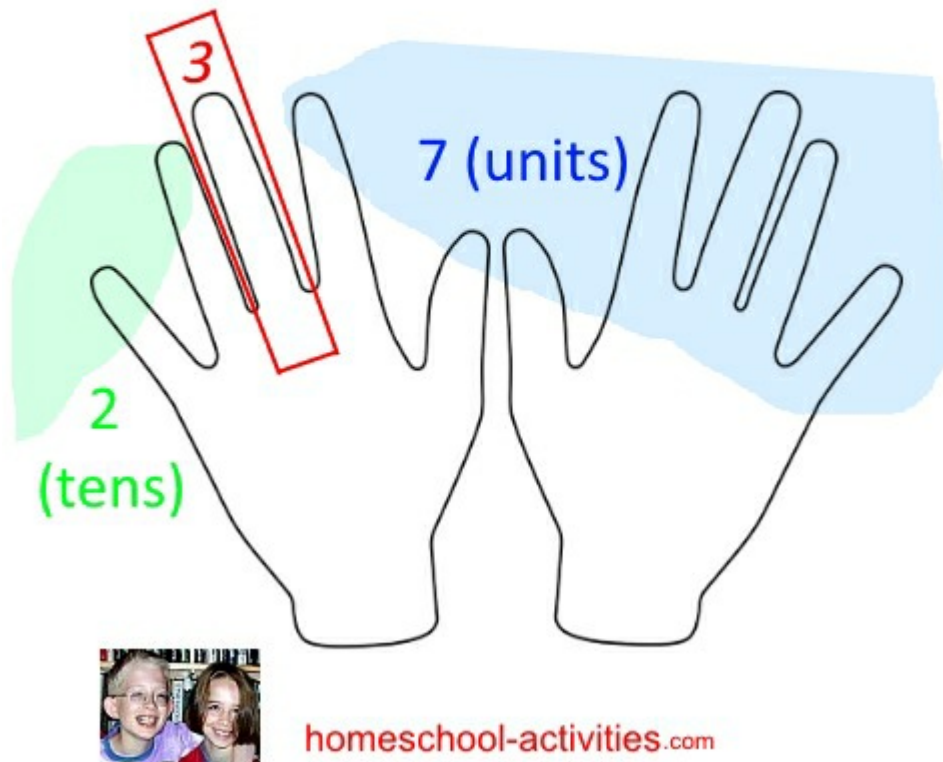
homeschool-activities.com

© Copyright: Homeschool-Activities.com

<http://www.homeschool-activities.com>

Count your fingers

e.g. $3 \times 9 = 27$



The important thing to remember is that your left fingers count the tens and your right fingers count the units.

Let's try another example.

$$2 \times 9 = 18$$

Fold down the finger with the number value 2.

That leaves **one** finger sticking up on your **left** hand, and it's a ten unit

There are **eight** fingers still sticking up on your **right**.

So the answer is **18!**